

Model CE15-T Case Erector (patents pending)



New Compact Case Erector at Speeds up to 15 CPM.

Pearson's CE15-T Case Erector is an innovative new case erector for erecting and bottom sealing RSC & HSC cases with tape closure at speeds of 15 cases per minute. The CE15-T is a combination of Pearson's proven concepts with new technology, resulting in a machine that offers the highest reliability in its class. The CE15-T features an ergonomically friendly, powered 45°angled horizontal case magazine. With a vertical case presentation and compact footprint, the CE15-T is ideal for limited floor space applications.

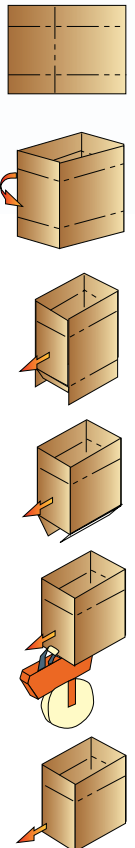
The CE15-T's 45°angled horizontal case magazine allows for the case to be brought into the machine so that opposing vacuum can be established. With both sides of the case held by vacuum, the case is positively opened with shorter movement in the machine. Once opened, it is transferred to the powered flap folding section,

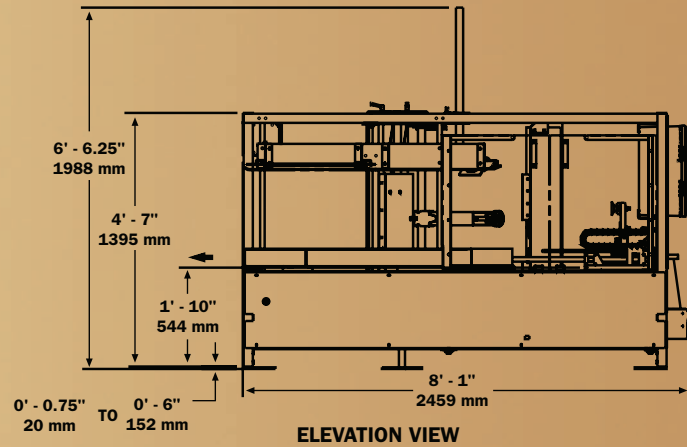
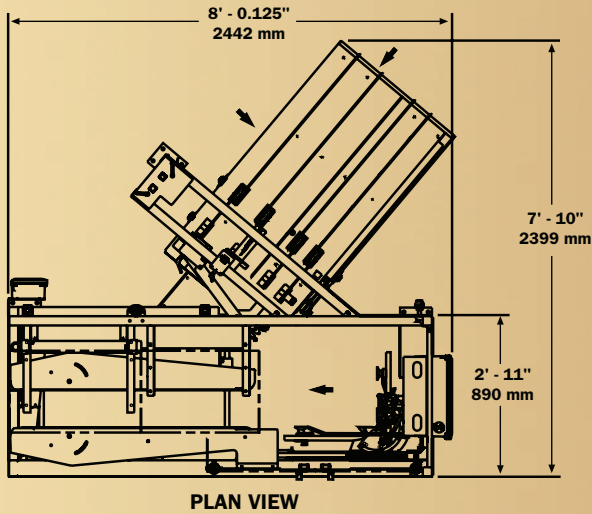
tape is applied and the formed case is discharged from the machine.

The CE15-T offers the following features:

- **Allen-Bradley® PLC**
- **AB® Pressure Sensitive Tape Head**
- **All LED indicator lighting**
- **Inventory control photo eye at discharge**
- **Electrically interlocked safety guard package**
- **Quick 5 minute changeover**
- **UL® Listed Control Panel**
- **Stainless steel construction optional**

Like all Pearson products, the CE15-T is backed by Pearson's experienced factory professionals as well as one of the largest teams of PMMI certified regional service technicians in the industry, available 24-hours a day, 7-days a week - worldwide.





UTILITY REQUIREMENTS CE15-T

Electrical:

110V single phase or 220V single phase
60 Hz Std., 0.73 kVA

Pneumatic:

1.051 SCF/Cycle @ 80 PSI
(0.0300 m³ /cycle @ 551.2 KPa)

Shipping Weight:

1,920 lbs. (872 kg)

ERECTED CASE SIZE RANGES

LENGTH	WIDTH	CLOSED DEPTH	OPEN DEPTH*
7.5" - 24"	7.5" - 16"	3" - 18.5"	5" - 24"
191 - 610 mm	191 - 406 mm	76 - 470 mm	127 - 610 mm

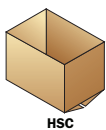
KNOCKED-DOWN SIZES

LENGTH	WIDTH	BOTTOM FLAP WIDTH
15" - 40"	10.5" - 30"	3.5" - 8"
381 - 1016 mm	267 - 762 mm	89 - 203 mm

* Top flaps open, bottom flaps closed. Please consult the factory with your project specifications.

MACHINE SPECIFICATIONS

	LENGTH	WIDTH	HEIGHT	SPEED
CE15-T	8' - 0.125"	7' - 10"	6' - 6.25"	15 cpm
Pressure Sensitive Tape	2442 mm	2399 mm	1988 mm	



**WAGNER
PACKAGING
MACHINERY**

